



BIR

Biologics and
Immunomodulators
Register

MANCHESTER
1824

The University of Manchester

New BADBIR Database

What do I need to know?

December 2025

Introduction

- We are excited to announce the roll-out of our new BADBIR database;
- We are looking forward to the transition and making the user experience easy and secure;
- The following slides provide details of the latest updates to our database.

“

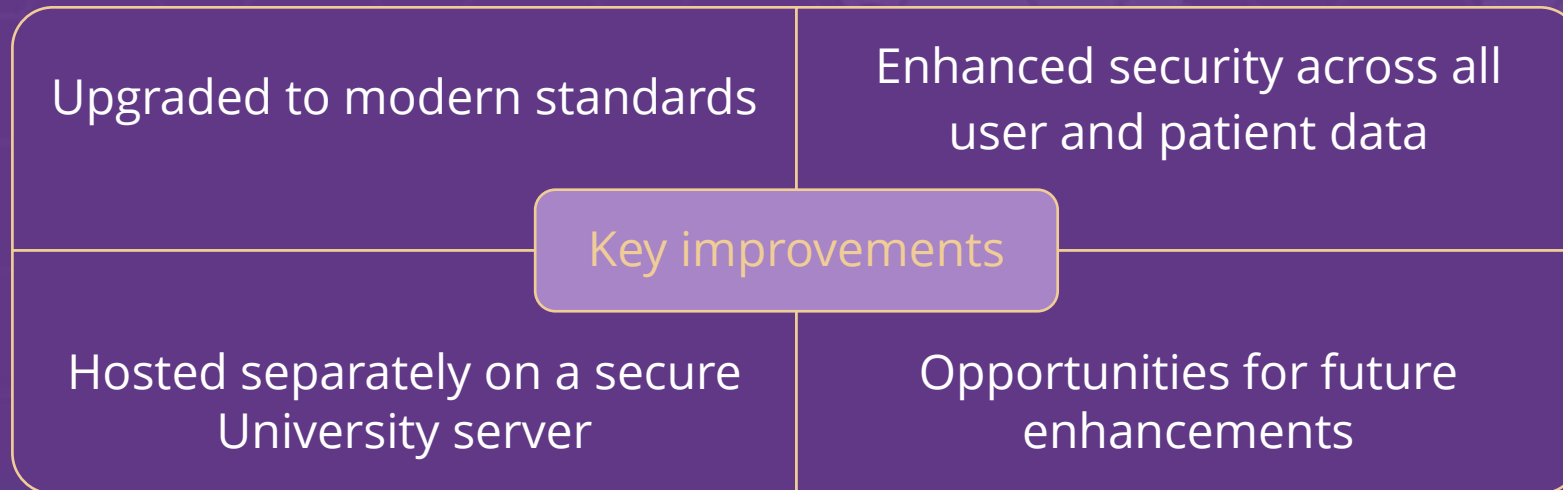
"We're developing a more modern web system to replace the current ageing one, which will have a more consistent layout, improvements to managing patients and entering follow-ups, as well as being more reliable and maintainable by us."

Ollie Steer | Research Software Engineer

”

Why Was The New Database Developed?

- Our Database team has invested significant time in developing an improved system with a completely new design.



Database Comparison

- Most features from the current database are located in similar positions and keep the same names in the new database.

Welcome Page

Current

You have been automatically logged out. If you were still working on a database page prior to log out there is a possibility this data was not saved. Please log in again.

Welcome to the BADBIR Database

Log into the BADBIR Database

Username

*

Password

*

Log in

[New user?](#)

[Forgotten password?](#)

By logging in, you are agreeing to our [cookie policy](#).

4/5 [Patients diagnosed with Generalised Pustular Psoriasis are eligible on Spevigo \(spesolimab\) or conventional treatment](#)

New



[Report an issue](#)

[BADBIR_Dev7_PPAD](#)

[+ Register](#)

[Login](#)

Log into the BADBIR Database

Use your existing account

The BADBIR Database has undergone a major upgrade. You can log in with your existing account - just use the email address associated with your account, instead of your username.

Email

Password

Log in

[Forgot your password?](#)

[Register as a new user](#)

BADBIR News

3/3 [Our BADBIR Annual Update for 2024 is now available on the website here for everyone to read](#)

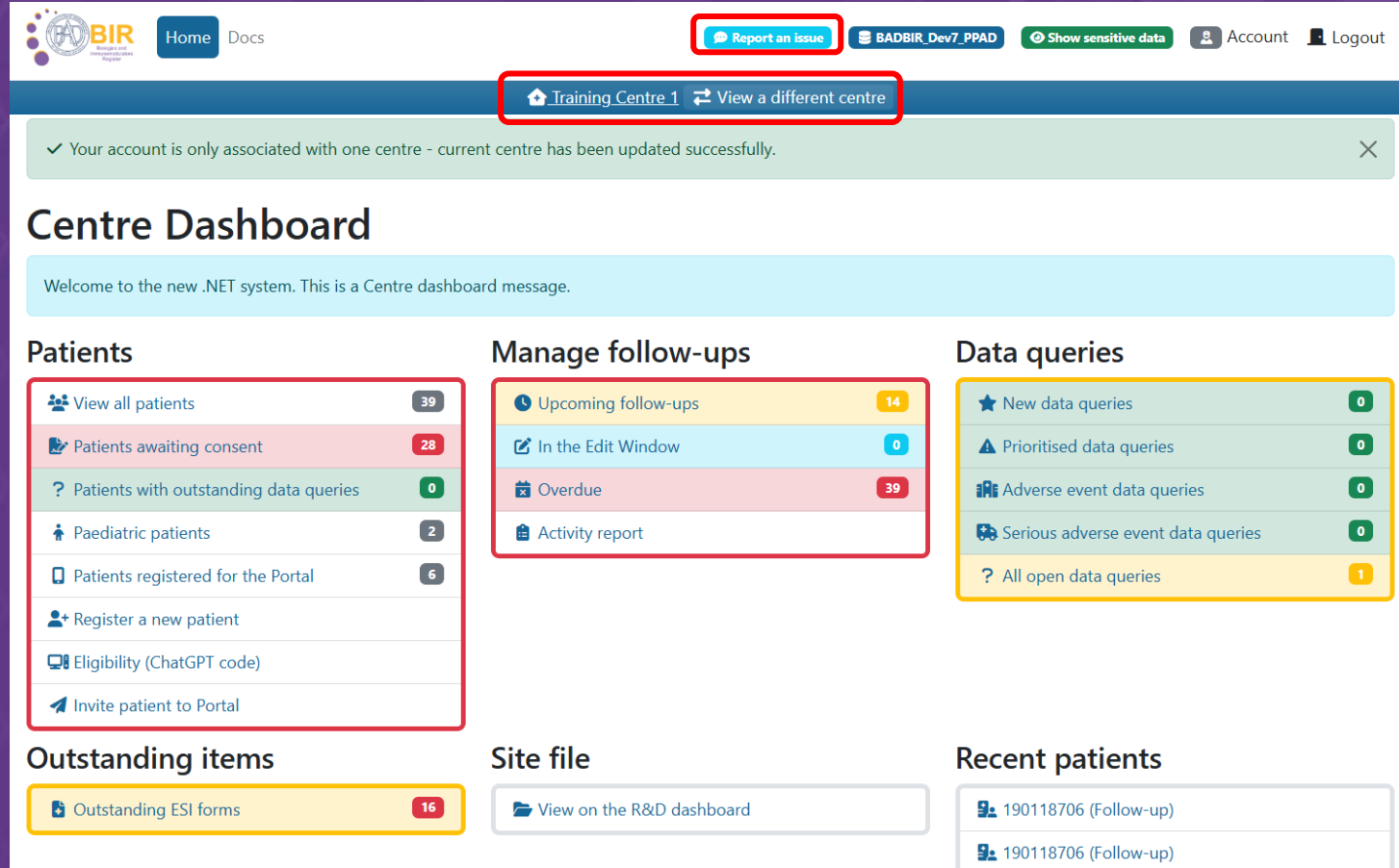
4/5 [Patients diagnosed with Generalised Pustular Psoriasis are](#)

Find out more [on our website](#).

Note:

- The new log-in requires an email address not a username;
- Two-factor authentication is still required after log-in;
- The new database has new features such as the report an issue button.

New Home Page



The screenshot shows the new BIR Home Page interface. At the top, there is a navigation bar with the BIR logo, 'Home' and 'Docs' links, and a 'Report an issue' button. Below this is a secondary bar with 'BADBIR_Dev7_PPAD', 'Show sensitive data', 'Account', and 'Logout' links. A central bar displays 'Training_Centre 1' and a 'View a different centre' link. A green notification bar states: 'Your account is only associated with one centre - current centre has been updated successfully.' The main content area is titled 'Centre Dashboard' and includes a welcome message. It is divided into six sections: 'Patients', 'Manage follow-ups', 'Data queries', 'Outstanding items', 'Site file', and 'Recent patients'. Each section contains a list of items with associated counts.

Patients

- View all patients (39)
- Patients awaiting consent (28)
- Patients with outstanding data queries (0)
- Paediatric patients (2)
- Patients registered for the Portal (6)
- Register a new patient
- Eligibility (ChatGPT code)
- Invite patient to Portal

Manage follow-ups

- Upcoming follow-ups (14)
- In the Edit Window (0)
- Overdue (39)
- Activity report

Data queries

- New data queries (0)
- Prioritised data queries (0)
- Adverse event data queries (0)
- Serious adverse event data queries (0)
- All open data queries (1)

Outstanding items

- Outstanding ESI forms (16)

Site file

- View on the R&D dashboard

Recent patients

- 190118706 (Follow-up)
- 190118706 (Follow-up)

Note:

- The new database has new features such as the report an issue button;
- The tools bar has been moved to be more central.

- The new database has new features such as the report an issue button;
- The menu on the left-hand side provides an action to manage consent forms and to edit patient details;
- Green represents completed follow-ups;
- Red represents overdue follow-ups.

[Home](#)
[Docs](#)
[Report an issue](#)
[BADBIR_Dev7_PPAD](#)
[Show sensitive data](#)
[Account](#)
[Logout](#)

[Training_Centre_1](#)
[View a different centre](#)
[Current patient 390114988](#)

Study ID 390114988 2 cohorts	Status Switched Cohort (N/A)	Name Male	NHS Number NHS #: Hospital #: 11111111111111111111111111111111	Last Updated 3 years ago	Portal Not registered yet
---	---	-------------------------	--	--	---

Menu

Actions for this patient

- Patient summary
- Edit patient details
- Manage consent forms 0
- Patient history
- Follow-up summary
- Patient charts
- Send us feedback
- File an adverse event
- Flag for BSTOP

Outstanding items

- Outstanding data queries 1

Patient summary page

Biologic cohort - from 07/03/2021 to present Latest cohort

Actions	Follow-up	Type	Due date	Status	Date entered	Date last updated
Open	Baseline		07/03/2021	Completed	30/03/2022	24/08/2022
Open	1		07/09/2021	Completed	30/03/2022	30/03/2022
Open	2		07/03/2022	Completed	30/03/2022	30/03/2022
Open	3		07/09/2022	Overdue by 1071 days		30/03/2022
Open	4		07/03/2023	Overdue by 890 days		30/03/2022
Open	5		07/09/2023	Overdue by 706 days		30/03/2022
Open	6		07/03/2024	Overdue by 524 days		30/03/2022
Open	7		07/03/2025	Overdue by 159 days		30/03/2022
Edit due date	8		07/03/2026			30/03/2022
Not due yet	9		07/03/2027			30/03/2022

New Query Format

Note:

- Select 'Send us Feedback' on the left hand side menu on the patient summary page;
- The feedback will appear at the bottom of the patient summary page in red.

Menu

Actions for this patient

- Patient summary
- Edit patient details
- Manage consent forms** 0
- Patient history
- Follow-up summary
- Patient charts
- Send us feedback**
- File an adverse event
- Flag for BSTOP

Leave feedback for patient 390114988

Use this patient Feedback page to tell us about any important changes to the patient, such as a name change, or if they move away from your hospital.

Feedback message

Aa

Send feedback

Open feedback

The BADBIR team will review these messages and respond where appropriate.

Actions	Study ID	Follow-up	Status	Type	Data query	Date raised
Open data query	<div>Biologic</div> <div>390114988</div> <div>Switched Cohort</div>		Open	Feedback	<div>Feedback</div> <div> <i>?</i> Raised by Rose Mennell on 13/08/2025 at 09:16 </div> <div>No messages yet</div>	13/08/2025

BADBIR

New Features

Log On With Your Email Address

Use of existing credentials: we now require your email address (not username) to log into your account. Please ensure you use the email associated with your account.

If you're unsure which email is linked to your account, please contact our team.

Log into the BADBIR Database

Use your existing account

The BADBIR Database has undergone a major upgrade. You can log in with your existing account - just use the email address associated with your account, instead of your username.

Log in

[Forgot your password?](#)

[Register as a new user](#)


Two-Factor Authentication

For added security, two-factor authentication is required.

Once you have logged into your account, you will be brought to the two-factor authentication page. Here, you can choose to authenticate your account via email or authenticator app.


This involves entering a 6-digit passcode.

Two-factor authentication

 Your login is protected with **two-factor authentication (2FA)**. Choose from the options below.

1. Receive the code to

Click the button below to generate a passcode email to the address associated with your BADBIR Database account. It should take under a minute to arrive, and is valid for **5 minutes**.

 [Send passcode to my BADBIR account email address](#)

2. Use your Authenticator app to generate a passcode











3. Still unable to log in? Contact us for a one-time passcode

Consent Form Page

The consent form page is now separate from the demographics page. Any consent forms can be uploaded onto the 'manage consent forms' section.

Menu

Actions for this patient

-  Patient summary
-  Edit patient details
-  Manage consent forms 0
-  Patient history
-  Follow-up summary
-  Patient charts
-  Send us feedback
-  File an adverse event
-  Enrolled in BSTOP 



Click to Copy Function

The 'click to copy' button visible where dates can be entered (e.g. under the clinic visit date). A green tick will appear in the box if the copy action is successful.



The date can then be inserted using the 'paste' button next to the 'copy' button.

Your browser may ask for permission before pasting.

Clinic date

dd/mm/yyyy	dd/mm/yyyy		 Copy
------------	------------	---	--

Clinic date

dd/mm/yyyy	dd/mm/yyyy		 Paste
------------	------------	---	---

Methotrexate Titration Function

On the conventional therapy page, the 'titration' button can be found next to the drug entry. and can be used when the patient is titrating through drug doses.

Actions	Drug	Dose
Edit Delete Titration	Methotrexate Brought forward	10mg once a week

Using this function automatically enters stop reason as 'titration'. On the same page, you can create a new Methotrexate entry by entering the start date, dose and frequency.

Current dose

This entry will automatically end on the date the new dose starts.

Drug name

Methotrexate

Frequency

Once a week

Start date

dd/mm/yyyy

01/01/2021

Dose

10

mg

Dose change details (if applicable)

If the drug dose is being reduced due to side effects, please [Edit](#) this drug in the normal way instead.

Stop reason

Titration

Stop reason details

Aa

New titration dose

Enter the date the patient started on the new dose. You can also adjust the frequency if this has changed.

Start date

dd/mm/yyyy

dd/mm/yyyy

Dose

mg

Frequency

-- Please choose --

Add titration

Cancel

Concomitant Therapy Search Function

Previous concomitant medications that have been stopped can now be searched for. On the concomitant therapy page, click the 'Check existing drug entries' tab (below the concomitant therapy table) to show all concomitant therapies the patient has received.

The search box can be used to help find any specific therapies by the drug name.

All concomitant therapy for this patient

[Check existing drug entries](#)

Here are all of the concomitant drug entries for the patient's current cohort, to help you avoid entering duplicate data.

10 rows All rows

Showing 1 to 6 of 6 entries

Search:

Drug name	Start date	Stop date	Dose	Frequency	Start follow-up	Stop follow-up
Metformin	01/08/2017				Baseline	Ongoing
COVID-19 vaccine (Moderna)	08/12/2021	08/12/2021			1	1
COVID-19 vaccine (Pfizer/BioNTech)	20/12/2021	20/12/2021			1	1
Aciclovir	01/02/2022	08/02/2022			1	1
Acamprosate	03/04/2022	03/04/2022			7	7
COVID-19 Vaccine (Janssen)	27/07/2022	27/07/2022			7	7

6 drug records

Home Page Statistics

Your centre home page now contains statistic graphs.

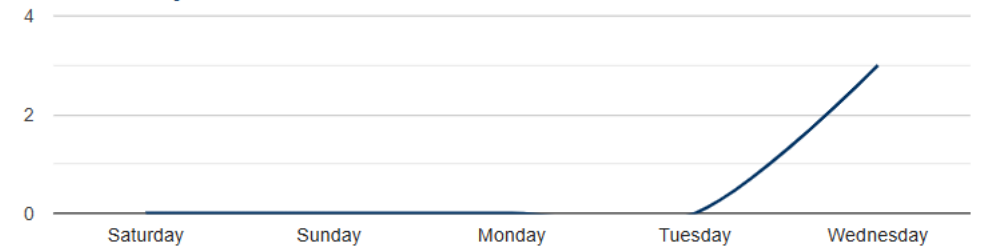
These show the number of:

- Follow-ups entered;
- The data query activity.


The graphs cover the number completed over the past 5 days.

Stats

Follow-ups entered



Data query activity - messages sent/received



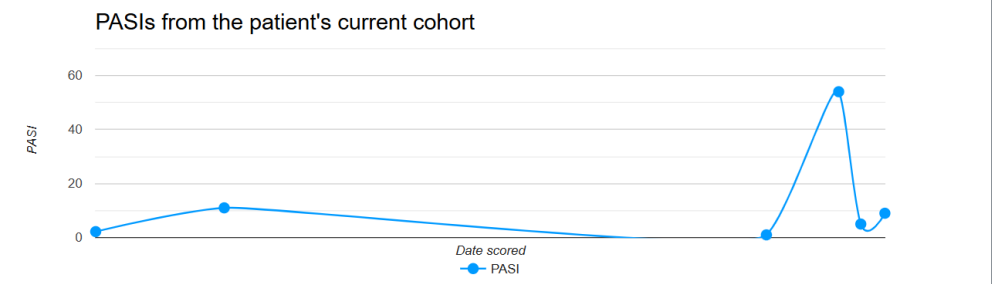
PASI and DLQI Charts

These charts show the PASI/DLQI scores entered in the current cohort. The PASI chart can be found on the disease severity page and the DLQI chart on the DLQI page.

Hovering over the dots on the graph shows the date and score of the PASI/DLQI.

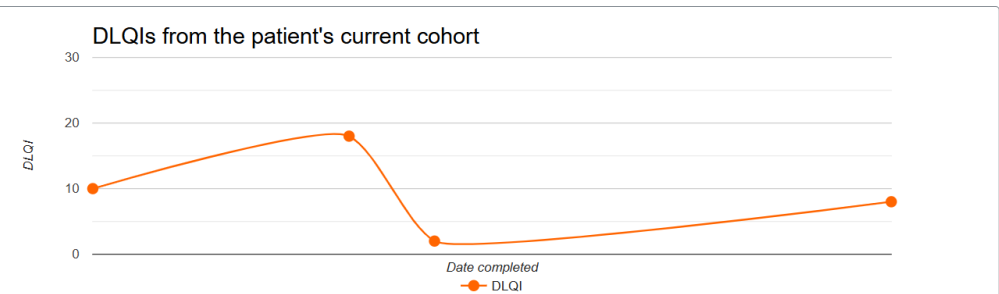
PASI chart

This chart shows all of the patient's PASI scores from their current cohort.



DLQI chart

This chart shows all of the patient's DLQI scores from their current cohort.





Entering Score-Only DLQIs

DLQIs with only the score (no breakdown available) can now be entered.

This can be done by clicking 'enter score manually' at the bottom of the DLQI page and clicking the 'clear all answers' button to mark the answers to the questions as 'missing'. The score can then be entered with the date and the DLQI can be saved.

Calculate score automatically?

☐  Enter score manually

☐  Calculate score automatically

Clear answers if entering score manually

☰ Clear all answers


Total score


#


Date completed


dd/mm/yyyy

dd/mm/yyyy







 Save DLQI

< Cancel

Patient Summary/History Page Print


Print toggles are now available on the Patient Summary and Patient History pages. Switching off a toggle will exclude that section from the print preview.

This feature allows you to print only the information you need, rather than the full page.

Print toggles work when printing to PDF as well as when printing on paper.

Patient history sheet

Use this page as a record of the patient's past treatments, disease severity measures, and comorbidities.

 Print this page

Psoriasis

☒ Show when printing

Latest follow-up entered on

dd/mm/yyyy 30/07/2025

Year of psoriasis diagnosis

yyyy N/A

Year first seen by a dermatologist

yyyy N/A

Current psoriasis types

No psoriasis data found for this patient. Contact the Database Team for assistance.

Past psoriasis types

No psoriasis data found for this patient. Contact the Database Team for assistance.

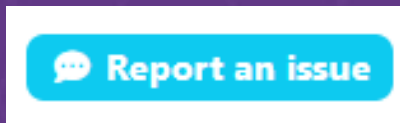
Previous drug therapies

☒ Show when printing

No information to show

‘Report an Issue’ Button

Feedback on any issues identified on the new database can be provided via the ‘Report an Issue’ button. This button can be found on the top right corner of the screen, next to the ‘Show sensitive data’ button.



Please provide as much detail as possible about the issue you have found. We may contact you via email if we require any more information.

Tell us more

Use this form to tell us about any issues you're experiencing with the system, or any ideas or feedback you have for how we could make it easier for you to use.

Please note: we may contact you via your email address associated with your BADBIR Database account about the issue, if we need more information to help us fix any problems.

Page:

/Admin/Home/Dashboard

This is automatically entered so we know which page you were working on at the time of your issue.

Software version:

1.1.185

This is automatically sent so we know which version of the system the issue relates to.

Message:

Please tell us details (the more the merrier!) about what you were doing, what happened, and what you think should have happened.

Don't worry, sending this message won't interrupt the page you're working on!

Cancel

Send message

What's Next?

- Transition timeline
 - The new database goes live in January 2026;
 - The old database will be switched off on the 1st February 2026.
- What's coming up?
 - Video tutorials and training guides are in development;
 - Resources will be shared soon with all database users;
 - Please take time to explore the new environment and familiarise yourself with the new features.

Support & Contact

- If you encounter a problem, use the '*Report an Issue*' button within the database;
- If you need further support, contact the BADBIR team:
BADBIR@manchester.ac.uk
- We are very grateful for your support in cascading these slides to your team.